



Robertson
Recreational Surfaces

A **PLAYCORE** Company

makers of **TOT TURE**

Providing quality **safety surfacing products** since 1991.



Robertson Recreational Surfaces

A PLAYCORE Company

Makers of
TOT TURF



Why Robertson Recreational Surfaces?

We are the surfacing specialists!

Service

- Manufacturer direct to your location
- Sales team evaluates your site in person within 3 days
- We've been in the business for nearly 25 years and will be here for years to come, offering reliable repairs and support

Product

- Material options that go beyond EPDM – Choose from available TPV or Supreme granules
- 33% more top layer material than others in every install, minimizing cracks and wear
- Our experience in designing and installing graphics can't be beat
- We're green, keeping more than 1 million pounds of tires out of landfills annually

Installation

- Our careful technique of stepping seams connects color joints to minimize splitting
- We'll repair your existing surface regardless of the original manufacturer
- Regional locations ensure the work is done by Robertson trained specialists in your community

Beyond Compliance

- IPEMA-certified to ensure your play surface meets the best safety and accessibility standards
- Industry-leading in-house experts with active participation in improving IPEMA safety standards
- We have been driving the poured in place surfacing industry since 1991
- As part of the PlayCore family, we promote play through research and community involvement

EXPERIENCE

Since 1991, when we perfected poured in place surfacing, we have provided custom recreation surfacing solutions. Our locations in Arizona, California, Nevada, Texas, and Florida are staffed with specially trained sales and installation professionals. Our rich heritage and local presence ensure your project is done right the first time.

SAFETY

Safety is our number one priority. Our surfaces have been tested for their fall attenuating properties to meet ASTM F-1292 specifications for safety under playground equipment. In striving to meet the highest safety standards possible, our company is an IPEMA member and our surfaces are IPEMA certified. Your playground visitors can be confident they are protected during play.

All products meet ADA, CPSC, and ASTM standards and are certified to IPEMA!

PEACE OF MIND

For nearly 25 years, we have led the industry in surfacing solutions, and we are part of the PlayCore family of recreational products.




Be sure to use an **IPEMA-certified** surfacing specialist.



To verify product certification, visit www.ipema.org


We Make It Easy – We Offer All Surfacing Types!



Poured in Place




Synthetic Grass



Rubber Tile



Aquatic



Loose Fill & Bonded Rubber




Engineered Wood Fiber

This catalog is **INTERACTIVE!**



1. Download the **FREE** app for mobile devices at get.layar.com or scan this QR code now.
2. Scan the page when you see the **ar** phone icon.
3. Watch videos, photos, and graphics emerge before your eyes!



watch video



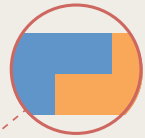
To verify product certification, visit www.ipema.org



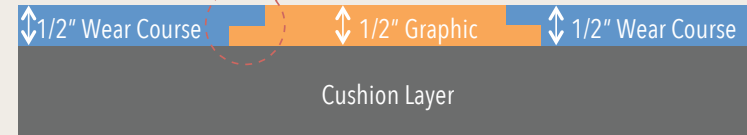
Poured In Place Surfacing

STANDARD EPDM & TPV

TotTurf offers **Thermo Plastic Vulcanizate (TPV)** material as a top layer for an upgrade in durability from standard EPDM. We use top of the line binders to ensure durability, including standard *Aromatic* or upgraded *Aliphatic urethane*, a non-ambering resin.


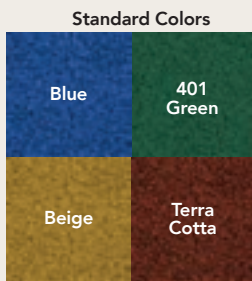


Stepped seams: High quality seams provide 50% more joined surface area than competitors' seams to prevent graphics from separating from surrounding surface




- 5 year Warranty
- Safe, non-toxic resins
- Wheelchair accessible
- Easy to clean
- Integrates color into the play environment
- Base cushioning layer is made from 100% recycled tires
- Repairable

EPDM COLORS



TPV COLORS




Aliphatic urethane is required with some colors. Colors are approximate and may vary.

SUPREME ULTRA DURABLE TPV

The **toughest, most durable** poured rubber surface on the market. Supreme only uses premium aliphatic urethane.

Top-of-the-line Service and Process!	TotTurf	Others
Installation Process	68 employees with locations in 5 states	Depends on workload and schedules
IPEMA Certified	✓	
Top-of-the-line Urethanes and Granules	✓	
Wearcourse Layer	1/2"	3/8"
Variety of Materials Available	4 Options	1 Option
EPDM	✓	✓
TPV	✓	
Supreme .5-1.5mm TPV	✓	
Splash Tread Aquatic Poured In Place	✓	
Warranty	7 years on supreme	Will close their doors before you can make a claim
Stepped Seam	✓	
Experience	We install 2 million square feet annually	They install 1/2 million square feet annually
Reliability	We have been in business for almost 25 years and won't close our doors	Who knows



Colors are approximate and may vary.

Supreme is ideal for high use parks and public areas because of its extreme durability. Because of the highly specialized technical nature of this product, most customers prefer a basic color palette. If you prefer brighter colors, please contact your sales representative.



Supreme's durability comes from its small granules which bind together solidly because of the greater surface area for the urethane to cling to.

- Designed for high traffic areas
- 7 year Warranty
- Safe, non-toxic resins
- Wheelchair accessible
- Easy to clean



Did you know?

Poured In Place is installed by mixing granules with a urethane binder on-site and troweling it in place by hand. It is installed in two layers: a lower layer of plain recycled material and an upper layer of colored wearcourse material. After about 48 hours it cures to become a cushioned unitary surface.

Poured In Place Surfaces MORE THAN JUST PLAYGROUNDS

Robertson has created poured in place rubber solutions that are well-suited for various recreational and commercial safety surfacing needs. It is ideal for accessible sports fields, walking trails, assisted living communities, rooftops, and other applications.



Poured In Place Surfaces GRAPHICS & DESIGN

Adding graphics is the simple solution for playground theming. Simply select our ready-to-go graphics to fit your community or let us create custom graphics to bring your vision to life. Our team of expert installers also specialize in the artistry of poured in place graphics.



Ready-to-go graphics	
 Turtle 36" h x 58" w	 Smiley Face 36" h x 36" w
 Star 34" h x 36" w	 Circle 36" h x 36" w
 Football 36" h x 56" w	 Frog 34" h x 36" w
 Sun 36" h x 36" w	 Fish 34" h x 41" w
 ABC 30" h x 36" w	 Dog Paw 36" h x 37" w
 Dolphin 36" h x 79" w	 Cloud 36" h x 61" w



Poured In Place Surfaces

MAINTENANCE & REPAIR SERVICE

TotTurf products are durable, but a scheduled maintenance program will extend the life of your surfacing for years to come. We're here to protect your surfacing regardless of who originally did the work.

Be sure to use an **IPEMA-certified** surfacing specialist.



Roll Coat

Our most economical solution, the Roll Coat is recommended for all poured in place surfaces. The application is rolled on clear to coat and penetrate the top color layer, strengthening the bond of the granules and leaving the surface looking rejuvenated. Roll Coat also helps prevent cracks, holes, and granulation of the surface.



Repair

Surfaces with holes or in need of minor repair can be a trip hazard and should be fixed immediately. Instead of tearing out the entire surface, we can replace the damage with a fun graphic that will look like it has always been there! It's also a great time to consider a roll coat since our installation professionals are already on site.



Overlay and Re-top

A Re-top is recommended when the top layer of the surface is damaged, but the underlying cushion layer is still in good condition. Our crew will repair any major holes, then trowel over the existing surface with new material. Based on the condition of your surface there are two options: a 1/2" wearcourse; or for more worn surfaces, a 1-1/2" buffing and wearcourse layer. This is a cost-effective solution without replacing the entire system.



Replace

Very old surfaces or those that have not been properly installed or maintained may require complete reinstatement. Our crew will remove the old material and work with you to create an aesthetically pleasing solution to suit your budget utilizing one of our many poured in place surfacing options.

Enroll in our **Maintenance Program** with your new playground purchase for significant savings and exclusive offers.



Repair Kit

For small repairs, we offer the **TotTurf Repair Kit** to repair small areas yourself. The kit includes your choice of color, urethane, and instructions. Order forms can be downloaded at totturf.com or contact us at **800.858.0519** to order by phone.

Synthetic Grass Turf

Unlike real grass, playground turf has fall attenuation properties because of its padded underlayment. It does not require mowing, fertilizing, or watering like regular grass. **Let Robertson add a touch of nature to your play space!**



Cool options!
Optional heat reducing alternatives and infills

Get the lush look of grass without the mowing!



Envirofill® is raked into the grass blades to prevent compaction. It is made from Microban® anti-microbials, is non-toxic, and non-flammable. It stays cooler and lasts longer than other infill types.



Ideal for dog parks where natural grass has been worn away.

- Meets ASTM standards for up to a 12 ft fall height
- Great for dog parks and common areas
- Meets ASTM accessibility requirements
- Microban® anti-microbial for a healthier playspace
- Dries quickly, allowing children to play immediately following rain
- Reduces allergens from natural grass



SECURE LOCK™ interlocking tile system

Standard and Interlocking Rubber Tiles

No edge curling or instability: rubber material is distributed consistently throughout the entire tile, producing a stable and durable surface.



We offer a full selection of tiles to meet your site-specific needs, including **Interlocking Tiles** and **Standard Tiles**.

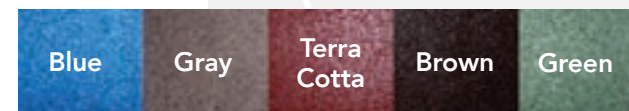
Both tile types are available in your choice of pigmented rubber top or EPDM top. Rubber tiles offer superior shock absorption, low maintenance, long wear, and accessibility. They are also perfect for outdoor as well as indoor applications, since there is no on-site mixing required.

Our Standard Tile utilizes adhesive to firmly lock each tile into place. **Our 4-sided Interlocking System utilizes specialized patent pending locking edges that work on all edges of the tile to reduce lateral shift.** The locking edges reduce shifting, corner lifting, and strain on tiles. Brightly colored EPDM topped tiles are also available, which offer a broader range of colors and increased durability.

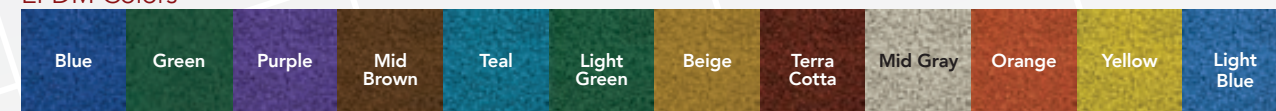


Designed to outperform any tile on the market.

Pigmented Rubber Colors



EPDM Colors



EPDM tile can be ordered in a variety of color combinations with a maximum of 90% color and a minimum of 10% black. Colors are approximate and may vary.




- 10 year warranty
- Easy installation
- Use indoor or outdoor
- Low maintenance
- Three thicknesses certified by IPEMA to meet ASTM fall height requirements up to 8'
- Seventeen solid and thousands of multi-color options
- Easily accessible to mobility devices



LIFE+FLOOR®

Build a safer wet recreation area from the ground up.

POOL DECK OFFERING



Mohave Slate



River Rock Rustic Board

More custom colors available. Splash park offerings can also be used on pool decks.

SPLASH PARK OFFERING



Bluebird Ripple



Boulevard Ripple



Mojave Ripple

More custom colors available



Slip resistant, comfortable tiles make wet areas safer.



Splash Tread

Aquatic poured surfacing

Mixed on-site and troweled by hand

Chlorine resistant

Made from polyolefin plastic – the same material used to make containers that transport chlorine

UV friendly

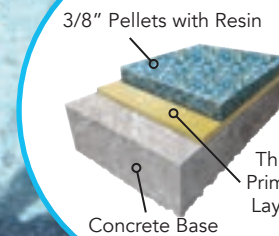
Plastic derivative resists fading and degradation due to the sun

Locks germs out


Closed cell technology locks out food, fungus, and bodily fluids

Bright colors

Colors look crisp and bright from day one due to non-ambering resin




COLOR OPTIONS:



Banana



Ice



Rock Candy



Rain Forest



Deep Sea



A PLAYCORE Company




- Traction actually increases when wet
- Cushioned tiles absorb impact and reduce injuries
- 24" x 24" tiles available in 3/16" or 3/8" thicknesses
- Made from EvaTrax™, a proprietary foam rubber
- Beautiful designs can mimic natural materials
- UV stable and chemical resistant
- Closed-cell and anti-microbial
- 5 year warranty


Loose Fill & Bonded Rubber

Available in the popular chunk cut or a thinner shred, this material partners nicely next to poured in place or synthetic grass surfacing to create a hybrid surface.

- Made from 100% recycled tire material
- One of the highest impact attenuation ratings
- Soft-touch, splinter free, certified 99.9% wire and metal free
- Doesn't decompose like natural wood fiber
- Containment systems like rubber curbing reduce spreading to non-play areas
- The thinner shred style can be mixed with our standard Aromatic urethane and troweled in place to create a unitary surface called Bonded Rubber



Brown Blue Terra Cotta Green




Engineered Wood Fiber

A hybrid system combining unitary (solid) and loose fill surfaces offers sensory stimulation and loose parts play. In some cases, it can be a budget saving alternative.

Consider Engineered Wood Fiber as a solution for hybrid surfaces. Installed by a single crew, TotTurf will ensure your entire system functions to high-performance standards.

- Manufactured from size-controlled softwoods and/or hardwoods
- Meets ASTM 2075 standards for safety and accessibility
- Use wear mats at slide and swing exits to reduce maintenance
- Certified to have no metal or toxic chemical content



Accessories



Wear Mats can be inlaid into poured in place surfacing, synthetic grass, or placed over loose fill to increase surfacing longevity.



Drainage Systems function similar to French drains to help overcome poor drainage.



Geotextile Fabric helps with drainage under loose fill and holds standard tiles in place.



Rubber Borders bend to create dramatic sweeping borders. Available in Green, Brown or Terra Cotta.



Building communities through play™

Research | Education | Partnerships

PlayCore helps build stronger communities around the world by advancing play through research, education, and partnerships. The company infuses this learning into its complete family of brands.

PlayCore combines best-in-class planning and education programs with the most comprehensive array of recreation products available to create play solutions that match the unique needs of each community served. Learn more at: www.playcore.com



The ultimate resource for planning, purchasing, and protecting your surfacing investment is FREE! Our parent company, PlayCore, has developed this resource in partnership with surfacing safety and accessibility experts.



My Surfacing Project Date: _____

Project Name: _____

Contact Name: _____

Phone: _____

Email: _____

Tell us about your project: _____

Project type: New Development Renovation Service/Repair/Maintenance

Where are you in the process? Research Conceptual design

Bid process Ready to go!

Type of facility: Backyard Multi Family Church/Preschool

Education Municipality Other

Primary age of users? _____

Have you done a project like this before? Yes No

In an ideal world, when would you like to have this project totally done? _____

What surfacing type(s) are you considering?

Poured In Place Rubber Synthetic Grass Turf Safety Tiles

Loose Fill Aquatic Undecided

Other things to discuss:

- Access • Drainage • Site work • Borders • Irrigation overflow
- Maintenance • Vandalism • Fencing/security • Project team
- Warranty • IPEMA certification • Condition of current equipment

Poured in Place Budget Considerations (see page 4 for color options):

\$ 50/50 Standard & Black

\$\$ 100% standard color(s)

\$\$\$ 100% premium color(s)

\$\$\$\$ Premium colors with design



A PLAYCORE Company



Robertson Recreational Surfaces

A **PLAYCORE** Company

2414 West 12th St., Suite 5
Tempe, AZ 85281
(800) 858-0519
totturf.com
info@totturf.com

offering:

TOT TURF

Splash
Tread

LIFE + FLOOR

**SECURE
LOCK**
interlocking tile system